

MORNING SUMMARY









"The first rule of investment is don't lose. And the second rule is don't forget the first rule."
Warren Buffett

Tuesday, May 5, 2026

Equity Update				Global Indices	
				4-May	4-May
		Chg	Chg%		Developed Markets
ASPI	▲	145.47	0.65%	22,695	Dow Jones ▼ 49,008
S&P SL 20 Index	▲	37.08	0.60%	6,245	Euro Stoxx 50 ▼ 5,764
Total Turnover (LKR)	▲			4,807,575,528	FTSE 100 10,364
Market Capitalization (LKR)	▲			8,227,214,790,779	Nikkei 225 59,513
					Hang Seng ▲ 26,096
PER (x)				11.6	Frontier Markets
PBV (x)				1.4	VN index ▼ 1,854
DY (%)				2.8	KSE-100 ▲ 163,492
					DSEX ▲ 5,278

Source: CSE

Source: Bloomberg

Exchange Rates				Commodities	
(LKR per unit)		TT Buying	TT Selling	Type	
					4-May
USD		\$ 315.7	323.9	Gold (USD/t.oz) ▼	4,519
GBP		£ 427.8	440.9	Gold (LKR/t.oz) ▲	1,469,321
EUR		€ 368.9	380.8	Brent Crude Oil (USD/Bbl) ▲	115
JPY		¥ 2.0	2.1	Copper (USD/Lbs) ▼	585
CNY		¥ 45.3	48.0	Cotton (USD/Lbs) ▼	83
INR		₹ 3.4	3.5	Aluminium (USD/MT)	3,522
				Palm Oil 3M forward (MYR/l) ▲	4,663

Source: CBSL

Source: Bloomberg, CBSL

Policy Rates	OPR: 7.75%	SRR: 2.00%	
Economic Indicators	Real GDP Growth: 2025 Q4 = 4.8%	NCPI YoY Change: March 2026 = 2.40%	CCPI YoY Change: April 2026 = 5.40%

Source: CBSL

DIVIDEND ANNOUNCEMENTS

Cash Dividends

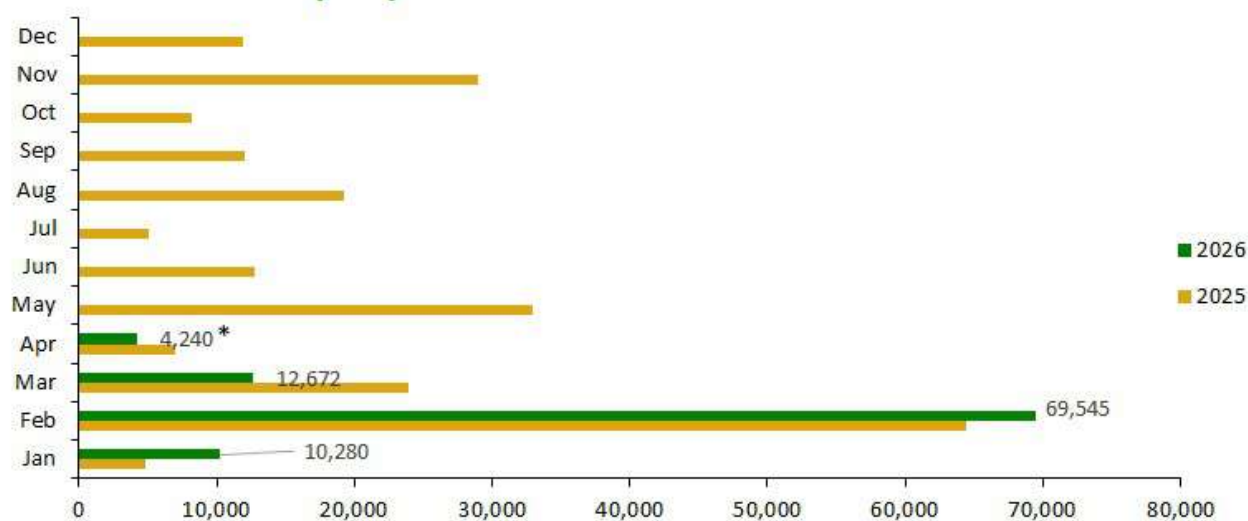


Scan here for contacts & disclaimer

Tuesday, May 5, 2026

Company	Dividend Per Share	Final/Interim	XD Date	Record Date	Date of Payment
CINS (N)	LKR 51.00	Final	20-May	21-May	26-May
CINS (X)	LKR 51.00	Final	20-May	21-May	26-May
CTC(N)	LKR 17.54	Final	27-May	29-May	16-Jun
DIAL(N)	LKR 1.5	Final	12-Jun	15-Jun	2-Jul
COOP (N)	LKR 0.05	Final			DATES TO BE NOTIFIED

LKR 80,456 Mn as dividends from January - April* 2026



*Until May 4, 2026